

(ENT) / OBG / RADIOLOGY
(THEORY & PRACTICAL) ROSTER

Teaching Schedule IIIrd Prof MBBS (VITH Semester 2018 batch) 3rd May 2021 onwards

Day	Lecture 8.30am - 9.30am	Lecture 9.30am - 10.30am	Clinical Posting 10.30am - 1.30pm	Lunch 1.30pm - 2.00pm	Lecture/Seminar 2.00pm 3.00pm	Lecture/Seminar 3.00pm -4.00pm
Monday	Ortho	CM	Time table Attached	1.30pm - 2.00pm	PAEDIATRICS	ANASTHESIA (1 st AND 2 nd WEEK) RADIOLOGY (3 rd 4 th 5 th WEEK)
Tuesday	ENT ✓	Medicine			ENT ✓	DENTISTRY (1 st AND 2 nd WEEK) OBG (3 rd 4 th 5 th WEEK)
Wednesday	MEDICINE	OBG			DERMATOLOGY (1 st AND 2 nd WEEK) PSYCHIATRY (3 rd 4 th 5 th WEEK)	OBG
Thursday	ENT ✓	OBG I			EYE	SURGERY
Friday	Surgery	Eye			CM	CM
Saturday	Surgery	Eye			MEDICINE	PAEDIATRICS

Sr No	Clinical Posting Subject/Date	3/5/21 to 29/5/21	31/5/21 to 26/6/21	28/6/21 to 24/7/21	26/7/21 to 21/8/21	23/8/21 to 18/9/21
1.	CM	A	B	C	D	E
2.	EYE	B	C	D	E	A
3.	ENT ✓	C	D	E	A	B
4.	ORTHO	D	E	A	B	C
5.	Paeds	E	A	B	C	D

A= 1 to 20; B= 21 to 40; C= 41 to 60; D= 61 to 80 E= 81 to 100

Handwritten signature

WAHAR LAL NEHU GOVT. MEDICAL COLLEGE & HOSPITAL CHAMBA (H.P.)
DEPARTMENT OF ENT

TIME: 08:30AM TO 09:30AM

MBBS BATCH – 2018 THEORY CLASSES SYLLABUS FOR THE MONTH OF
MAY, 2021

SR. NO	DATE	DAY	LECTURE
1	04-05-2021	TUESDAY	HEARING LOSS
2	06-05-2021	THURSDAY	ASSESSMENT OF VESTIBULAR FUNCTIONS
3	11-05-2021	TUESDAY	ASSESSMENT OF HEARING
4	13-05-2021	THURSDAY	DISORDER OF VESTIBULAR SYSTEM
5	18-05-2021	TUESDAY	DISORDER OF MIDDLE EAR
6	20-05-2021	THURSDAY	DISEASES OF EXTERNAL EAR
7	25-05-2021	TUESDAY	CHOLESTEATOMA & CSOM
8	27-05-2021	THURSDAY	OTOSCLEOROSIS



Dr. Rakesh Thakur
Asstt Prof – HOD ENT Deptt
Pt.JLNGMC&H Chamba H.P


WAHAR LAL NEHU GOVT. MEDICAL COLLEGE & HOSPITAL CHAMBA (H.P)
DEPARTMENT OF ENT

TIME: 02:00 PM TO 02:45 PM

IBBS BATCH – 2018 THEORY CLASSES FOR THE MONTH OF JUNE, 2021;

S.R. NO	DATE	DAY	LECTURE
1	01-06-2021	TUESDAY	COMPLICATIONS OF SUPPURATIVE OTITIS MEDIA – INTRA TEMPORAL
2	03-06-2021	THURSDAY	COMPLICATIONS OF SUPPURATIVE OTITIS MEDIA – INTRA CRANIAL
3	08-06-2021	TUESDAY	MENIERE'S DISEASE
4	10-06-2021	THURSDAY	ACOUSTIC NEUROMA – CEREBELLOPONTINE ANGLE TUMOURS
5	15-06-2021	TUESDAY	TUMOURS OF EXTERNAL EAR
6	17-06-2021	THURSDAY	TUMOURS OF MIDDLE EAR (GLOMUS TUMOUR) & TUMOURS OF MASTOID
7	22-06-2021	TUESDAY	FACIAL NERVE DISORDERS
8	24-06-2021	THURSDAY	EUSTACHIAN TUBE FUNCTIONS & ITS DISORDERS
9	29-06-2021	TUESDAY	TINNITUS & OTALGIA

HOD - ENT Department


Dr. Rakesh Thakur
Assistant Professor –ENT Deptt
Pt. JLNGMC&H Chamba H.P.

JAWAHAR LAL NEHU GOVT. MEDICAL COLLEGE & HOSPITAL CHAMBA (H.P)
DEPARTMENT OF ENT

TIME: 02:00 PM TO 02:45 PM

MBBS BATCH – 2018 THEORY CLASSES FOR THE MONTH OF JULY, 2021;

SR. NO	DATE	DAY	LECTURE
1	01-07-2021	TUESDAY	DEAF CHILD
2	06-07-2021	THURSDAY	REHABILITATION OF HEARING IMPAIRED
3	08-07-2021	TUESDAY	REHABILITATION OF HEARING IMPAIRED
4	13-07-2021	THURSDAY	OPERATIVE PROCEDURES – 1. MYRINGOTOMY 2. MYRINGOPLASTY 3. TYMPANOPLASTY
5	15-07-2021	TUESDAY	OPERATIVE PROCEDURES – 1. CORTICAL MASTOIDECTOMY 2. MODIFIED RADICAL MASTOIDECTOMY (MRM) 3. RADICAL MASTOIDECTOMY (RM)
6	20-07-2021	THURSDAY	FRACTURES OF TEMPORAL BONE
7	22-07-2021	TUESDAY	INSTRUMENTS FOR EAR SURGERY
8	27-07-2021	THURSDAY	XRAY/ RADIOLOGY OF EAR
9	29-07-2021	TUESDAY	THEORY TEST OF OTOTOLOGY/ EAR

HOD - ENT Department


Dr. Rakesh Thakur

Assistant Professor –ENT Deptt
Pt. JLN GMC & H Chamba H.P.

To

The Principal ,
Pt. JLN GMC,
Chamba, H.P.

Subject- September Monthly teaching roster of theory classes for batch 2018 -ENT.

Respected sir,

Most respectfully, I am submitting the September monthly teaching roster of theory classes for batch 2018 for the subject of ENT.

Sr.NO.	Date/Day	Topic	Name of Teacher
1	02/09/21-thursday	Nasal polyposis	Dr. Rakesh Thakur
2	07/09/21-tuesday	Chronic sinusitis	Dr. Vikram Sharma
3	09/09/21-thursday	Epistaxis	Dr. Rakesh Thakur
4	13/09/21-tuesday	Complications of sinusitis	Dr. Vikram Sharma
5	16/09/21-thursday	Neoplasm of Nasal cavity	Dr. Rakesh Thakur
6	21/09/21-tuesday	Neoplasm of Para nasal sinuses	Dr. Vikram Sharma
7	23/09/21-thursday	Septoplasty & SMR	Dr. Rakesh Thakur
8	28/09/21-tuesday	Caldwell -Luc Operation & Intra nasal inferior meatal antrostomy	Dr. Vikram Sharma
9	30/09/21-thursday	FESS & Antral lavage	Dr. Rakesh Thakur

Thanking you.

Dated.....

Yours faithfully,

Dr. Rakesh Thakur,
Assistant Professor/ HOD -ENT,
Pt. JLN GMC & Hospital,
Chamba, H.P.

Copy to-

1. Incharge of teaching roster -soft copy.
2. Office copy.

To

The Principal ,
Pt. JLN GMC,
Chamba.H.P.

Subject- October Monthly teaching roster of theory classes for batch 2018 -ENT.

Respected sir,

Most respectfully , I am submitting the October monthly teaching roster of theory classes for batch 2018 for the subject of ENT .

Sr.NO.	Date/Day	Topic	Name of Teacher
1	05/10/21-Tuesday	Congenital Lesions of Larynx, Stridor	Dr. Rakesh Thakur
2	07/10/21-Thursday	Acute & Chronic inflammation of larynx	Dr. Vikram Sharma
3	12/10/21-Tuesday	Otology / Ear - Theory test	Dr. Rakesh Thakur
4	14/10/21-Thursday	Laryngeal Trauma & Foreign Body of air passage	Dr. Vikram Sharma
5	19/10/21-Tuesday	Laryngeal Paralysis	Dr. Rakesh Thakur
6	21/09/21-Thursday	Benign Tumours of larynx	Dr. Vikram Sharma
7	26/10/21-Tuesday	CA Larynx	Dr. Rakesh Thakur
8	28/09/21-Thursday	Voice & Speech disorders	Dr. Vikram Sharma
9	30/09/21-Tuesday	Tracheostomy & other procedure of Airway management	Dr. Rakesh Thakur

Thanking you.

Yours sincerely,


Dated 01/10/2021

Dr. Rakesh Thakur,
Assistant Professor/ HOD -ENT,
Pt. JLN GMC & Hospital,
Chamba.H.P.

Copy to-

1. Incharge of teaching roster -soft copy.
2. Office copy.

To

The Principal ,
Pt.JLNGMC,
Chamba.H.P.

Subject- November Monthly teaching roster of theory classes for batch 2018 -ENT.

Respected sir,

Most respectfully , I am submitting the November monthly teaching roster of theory classes for batch 2018 for the subject of ENT .

Sr.NO.	Date/Day	Topic	Name of Teacher
1	02/11/21-Tuesday	Tracheostomy & other procedures of airway management.	Dr. Rakesh Thakur
2	04/11/21-Thursday	Deepawali- Holiday	
3	09/11/21-Tuesday	Otology/ Ear theory-Test 9-11AM	Dr. Rakesh Thakur
4	11/11/21-Thursday	Voice & Speech disorders.	Dr. Vikram Sharma
5	16/11/21Tuesday	Tumours of Nasopharynx.	Dr. Rakesh Thakur
6	18/11/21-Thursday	Head & Neck space Infections.	Dr. Vikram Sharma
7	23/11/21-Tuesday	Tumours of Hypopharynx & Pharyngeal pouch.	Dr. Rakesh Thakur
8	25-11/21-Thursday	Snoring & Sleep apnea.	Dr. Vikram Sharma
9	30/11/21-Tuesday	Tumours of oropharynx.	Dr. Rakesh Thakur

Thanking you.

Yours sincerely,

Dated 01/10/2021

Dr. Rakesh Thakur,
Assistant Professor/ HOD -ENT,
Pt. JLNGMC & Hospital,
Chamba.H.P.

Copy to-


1. Incharge of teaching roster -soft copy.
2. Office copy.

MAHAR LAL NEHU GOVT. MEDICAL COLLEGE & HOSPITAL CHAMBA (H.P)
DEPARTMENT OF ENT

TIME: 02:00 PM TO 03:00 PM

MBBS BATCH – 2018 SEMINAR FOR THE MONTH OF MAY, 2021

R. NO	DATE	DAY	ROLL NO	SEMINAR
	04-05-2021	TUESDAY	1	ANATOMY OF EXTERNAL EAR
			2	ANATOMY OF MIDDLE EAR & MASTOID AIR CELL SYSTEM
	11-05-2021	TUESDAY	3	AUDITORY SYSTEM & PHYSIOLOGY OF HEARING
			4	VESTIBULAR SYSTEM & PHYSIOLOGY OF VESTIBULAR SYSTEM
	18-05-2021	TUESDAY	5	ANATOMY OF EUSTACHIAN TUBE
			6	TEMPORAL BONE
	25-05-2021	TUESDAY	7	ANATOMY OF FACIAL NERVE
			8	DEVELOPMENT OF EAR



Dr. Rakesh Thakur
Asstt Prof – HOD ENT Deptt
Pt. JLN GMC & H Chamba H.P

ANAR LAL NEHU GOVT. MEDICAL COLLEGE & HOSPITAL CHAMBA (H.P)
DEPARTMENT OF ENT

TIME: 03:30 PM TO 04:15 PM

BS BATCH – 2018 SEMINAR FOR THE MONTH OF JUNE, 2021

DATE	DAY	ROLL NO	SEMINAR
01-06-2021	TUESDAY	5	ANATOMY OF EUSTACHIAN TUBE
08-06-2021	TUESDAY	6	TEMPORAL BONE
15-06-2021	TUESDAY	7	ANATOMY OF FACIAL NERVE
22-06-2021	TUESDAY	8	DEVELOPMENT OF EAR
29-06-2021	TUESDAY	9	ANATOMY OF INTERNAL EAR


Dr. Rakesh Thakur
Asstt Prof – HOD ENT Deptt
Pt. JLN GMC & H Chamba H.P


DEPARTMENT OF ENTTIME: 03:30 PM TO 04:15 PM

MBBS BATCH – 2018

SEMINAR

FOR THE MONTH OF JULY, 2021

SR. NO	DATE	DAY	ROLL NO	SEMINAR
1	06-07-2021	TUESDAY	10	ASSESSMENT OF HEARING A- CLINICAL TESTS OF HEARING B- AUDIOMETRIC TESTS
2	13-07-2021	TUESDAY	11	ASSESSMENT OF HEARING -SPECIAL TEST OF HEARING
3	20-07-2021	TUESDAY	12	ASSESSMENT OF VESTIBULAR FUNCT A- CLINICAL TESTS B- LABOTARY TESTS
4	27-07-2021	TUESDAY	13	BENIGN PEROXYSMAL POSITIONAL VERTIGO (BPPV) *DIX-HALLPIKE MANOEUVRE *EPLEY'S MANOEUVRE


Dr. Rakesh Thakur
 Asstt Prof – HOD ENT Dep
 Pt. JLN GMC & H Chamba

2020-BATCH- CLINICAL POSTING

ENT/ OTORHINOLARYNGOLOGY - DEPARTMENT.

NEW CURRICULUM

CISP BASED PHASE II CLINICAL POSTING FOR MBBS PROFESSIONAL (MONDAY TO FRIDAY)

1 FEBRUARY TO 28 FEBRUARY 2022

SR NO.	DATE & TIME -10AM TO 1PM	NAME OF TOPIC
1	1FEBRUARY	EN 2.1 Elicit document and present an appropriate history in a patient presenting with an ENT complaint .
2	2FEBRUARY	EN 2.2 Demonstrate the correct use of a headlamp in the examination of the ear, nose and throat.
3	3FEBRUARY	EN 2.4 Demonstrate the correct technique of performance and interpret tuning fork tests
4	4FEBRUARY	EN 2.5 Demonstrate the correct technique of examination of the nose & paranasal sinuses including the use of nasal speculum
5	7FEBRUARY	PE 28.12 Perform examination of the nose
6	8FEBRUARY	Examination of Oral cavity, Throat and larynx
7	9FEBRUARY	EN 2.6 Demonstrate the correct technique of examining the throat including the use of a tongue depressor
8	10FEBRUARY	PE 28.11 Perform throat examination using tongue depressor
9	11FEBRUARY	EN 2.7 Demonstrate the correct technique of examination of neck including elicitation of laryngeal crepitus
10	14FEBRUARY	EN 2.14 Demonstrate the correct technique to instilling topical medications into the ear, nose and throat in a simulated environment
11	15FEBRUARY	EN 2.3 Demonstrate the correct technique of examination of the ear including Otoscopy
12	16FEBRUARY	PE 28.10 Perform otoscopic examination of the ear
13	17FEBRUARY	EN 4.4 Demonstrate the correct technique to hold visualize and assess the mobility of the tympanic membrane and its mobility and interpret and diagrammatically represent the findings
14	18FEBRUARY	EN 2.4 Demonstrate the correct technique of performance and interpret tuning fork tests
15	21FEBRUARY	EN 2.8 Demonstrate the correct technique to perform and interpret pure tone audiogram & impedance audiogram
16	22FEBRUARY	EN 4.16 Observe and describe the indications for and steps involved in the performance of pure tone audiometry
17	23FEBRUARY	EN4.17 Enumerate the indications and interpret the results of an audiogram

Robish

SR NO.	DATE & TIME -10AM TO 1PM	NAME OF TOPIC
18	24FEBRUARY	EN 2.9 Choose correctly and interpret radiological, microbiological & histological investigations relevant to the ENT disorders
19	25FEBRUARY	PE 28.17 Interpret X-ray of the paranasal sinuses and mastoid; and /or use written report in case of management. Interpret CXR in foreign body aspiration and lower respiratory tract infection, understand the significance of thymic shadow in paediatric chest X- rays .
20	28FEBRUARY	EN 2.11 Describe and identify by clinical examination malignant & pre-malignant ENT diseases.

1 MARCH TO 31 MARCH

SR NO.	DATE & TIME -10AM TO 1PM	NAME OF TOPIC
1	2MARCH	EN 2.1 Elicit document and present an appropriate history in a patient presenting with an ENT complaint .
2	3MARCH	EN 2.2 Demonstrate the correct use of a headlamp in the examination of the ear, nose and throat.
3	4MARCH	EN 2.4 Demonstrate the correct technique of performance and interpret tuning fork tests
4	7MARCH	EN 2.5 Demonstrate the correct technique of examination of the nose & paranasal sinuses including the use of nasal speculum
5	8MARCH	PE 28.12 Perform examination of the nose
6	9MARCH	Examination of Oral cavity, Throat and larynx
7	10MARCH	EN 2.6 Demonstrate the correct technique of examining the throat including the use of a tongue depressor
8	11MARCH	PE 28.11 Perform throat examination using tongue depressor
9	14MARCH	EN 2.7 Demonstrate the correct technique of examination of neck including elicitation of laryngeal crepitus
10	15 MARCH	EN 2.14 Demonstrate the correct technique to instilling topical medications into the ear, nose and throat in a simulated environment
11	16 MARCH	EN 2.3 Demonstrate the correct technique of examination of the ear including Otoscopy

Rabun

SR NO.	DATE & TIME -10AM TO 1PM	NAME OF TOPIC
12	17 MARCH	PE 28.10 Perform otoscopic examination of the ear
13	21 MARCH	EN 4.4 Demonstrate the correct technique to hold visualize and assess the mobility of the tympanic membrane and its mobility and interpret and diagrammatically represent the findings
14	22 MARCH	EN 2.4 Demonstrate the correct technique of performance and interpret tuning fork tests
15	23 MARCH	EN 2.8 Demonstrate the correct technique to perform and interpret pure tone audiogram & impedance audiogram
16	24 MARCH	EN 4.16 Observe and describe the indications for and steps involved in the performance of pure tone audiometry
17	25 MARCH	EN4.17 Enumerate the indications and interpret the results of an audiogram
18	28 MARCH	EN 2.9 Choose correctly and interpret radiological, microbiological & histological investigations relevant to the ENT disorders
19	29 MARCH	PE 28.17 Interpret X-ray of the paranasal sinuses and mastoid; and /or use written report in case of management. Interpret CXR in foreign body aspiration and lower respiratory tract infection, understand the significance of thymic shadow in paediatric chest X- rays .
20	30 MARCH	EN 2.11 Describe and identify by clinical examination malignant & pre-malignant ENT diseases.

1APRIL TO 30 APRIL

SR NO.	DATE & TIME -10AM TO 1PM	NAME OF TOPIC
1	1 APRIL	EN 2.1 Elicit document and present an appropriate history in a patient presenting with an ENT complaint .
2	4 APRIL	EN 2.2 Demonstrate the correct use of a headlamp in the examination of the ear, nose and throat.
3	5 APRIL	EN 2.4 Demonstrate the correct technique of performance and interpret tuning fork tests
4	6 APRIL	EN 2.5 Demonstrate the correct technique of examination of the nose & paranasal sinuses including the use of nasal speculum

Dr. Babu

SR NO.	DATE & TIME -10AM TO 1PM	NAME OF TOPIC
5	7 APRIL	PE 28.12 Perform examination of the nose
6	8 APRIL	Examination of Oral cavity, Throat and larynx
7	11 APRIL	EN 2.6 Demonstrate the correct technique of examining the throat including the use of a tongue depressor
8	12 APRIL	PE 28.11 Perform throat examination using tongue depressor
9	13 APRIL	EN 2.7 Demonstrate the correct technique of examination of neck including elicitation of laryngeal crepitus
10	18 APRIL	EN 2.14 Demonstrate the correct technique to instilling topical medications into the ear, nose and throat in a simulated environment
11	19 APRIL	EN 2.3 Demonstrate the correct technique of examination of the ear including Otoscopy
12	20 APRIL	PE 28.10 Perform otoscopic examination of the ear
13	21 APRIL	EN 4.4 Demonstrate the correct technique to hold visualize and assess the mobility of the tympanic membrane and its mobility and interpret and diagrammatically represent the findings
14	22 APRIL	EN 2.4 Demonstrate the correct technique of performance and interpret tuning fork tests
15	25 APRIL	EN 2.8 Demonstrate the correct technique to perform and interpret pure tone audiogram & impedance audiogram
16	26 APRIL	EN 4.16 Observe and describe the indications for and steps involved in the performance of pure tone audiometry
17	27 APRIL	EN4.17 Enumerate the indications and interpret the results of an audiogram
18	27 APRIL	EN 2.9 Choose correctly and interpret radiological, microbiological & histological investigations relevant to the ENT disorders
19	28 APRIL	PE 28.17 Interpret X-ray of the paranasal sinuses and mastoid; and /or use written report in case of management. Interpret CXR in foreign body aspiration and lower respiratory tract infection, understand the significance of thymic shadow in paediatric chest X- rays .
20	29 APRIL	EN 2.11 Describe and identify by clinical examination malignant & pre-malignant ENT diseases.

Rabul

11 MAY TO 10 JUNE.

SR NO.	DATE & TIME -10AM TO 1PM	NAME OF TOPIC
1	11MAY	EN 2.1 Elicit document and present an appropriate history in a patient presenting with an ENT complaint.
2	12 MAY	EN 2.2 Demonstrate the correct use of a headlamp in the examination of the ear, nose and throat.
3	13MAY	EN 2.4 Demonstrate the correct technique of performance and interpret tuning fork tests
4	17MAY	EN 2.5 Demonstrate the correct technique of examination of the nose & paranasal sinuses including the use of nasal speculum
5	18MAY	PE 28.12 Perform examination of the nose
6	19 MAY	Examination of Oral cavity, Throat and larynx
7	20 MAY	EN 2.6 Demonstrate the correct technique of examining the throat including the use of a tongue depressor
8	23 MAY	PE 28.11 Perform throat examination using tongue depressor
9	24 MAY	EN 2.7 Demonstrate the correct technique of examination of neck including elicitation of laryngeal crepitus
10	25 MAY	EN 2.14 Demonstrate the correct technique to instilling topical medications into the ear, nose and throat in a simulated environment
11	26 MAY	EN 2.3 Demonstrate the correct technique of examination of the ear including Otoscopy
12	27 MAY	PE 28.10 Perform otoscopic examination of the ear
13	30 MAY	EN 4.4 Demonstrate the correct technique to hold visualize and assess the mobility of the tympanic membrane and its mobility and interpret and diagrammatically represent the findings
14	31 MAY	EN 2.4 Demonstrate the correct technique of performance and interpret tuning fork tests
15	1 JUNE	EN 2.8 Demonstrate the correct technique to perform and interpret pure tone audiogram & impedance audiogram
16	3 JUNE	EN 4.16 Observe and describe the indications for and steps involved in the performance of pure tone audiometry
17	6 JUNE	EN4.17 Enumerate the indications and interpret the results of an audiogram
18	7 JUNE	EN 2.9 Choose correctly and interpret radiological, microbiological & histological investigations relevant to the ENT disorders

Ribun

SR NO.	DATE & TIME -10AM TO 1PM	NAME OF TOPIC
19	8 JUNE	PE 28.17 Interpret X-ray of the paranasal sinuses and mastoid; and for use written report in case of management. Interpret CXR in foreign body aspiration and lower respiratory tract infection, understand the significance of thymic shadow in paediatric chest X- rays .
20	9 JUNE	EN 2.11 Describe and identify by clinical examination malignant & pre-malignant ENT diseases.

11 JUNE TO 20 JULY

SR NO.	DATE & TIME -10AM TO 1PM	NAME OF TOPIC
1	13JUNE	EN 2.1 Elicit document and present an appropriate history in a patient presenting with an ENT complaint .
2	15JUNE	EN 2.2 Demonstrate the correct use of a headlamp in the examination of the ear, nose and throat.
3	16 JUNE	EN 2.4 Demonstrate the correct technique of performance and interpret tuning fork tests
4	17JUNE	EN 2.5 Demonstrate the correct technique of examination of the nose & paranasal sinuses including the use of nasal speculum
5	20 JUNE	PE 28.12 Perform examination of the nose
6	21 JUNE	Examination of Oral cavity, Throat and larynx
7	22 JUNE	EN 2.6 Demonstrate the correct technique of examining the throat including the use of a tongue depressor
8	23 JUNE	PE 28.11 Perform throat examination using tongue depressor
9	24JUNE	EN 2.7 Demonstrate the correct technique of examination of neck including elicitation of laryngeal crepitus
10	27 JUNE	EN 2.14 Demonstrate the correct technique to instilling topical medications into the ear, nose and throat in a simulated environment
11	28 JUNE	EN 2.3 Demonstrate the correct technique of examination of the ear including Otoscopy
12	29 JUNE	PE 28.10 Perform otoscopic examination of the ear
13	30 JUNE	EN 4.4 Demonstrate the correct technique to hold visualize and assess the mobility of the tympanic membrane and its mobility and interpret and diagrammatically represent the findings

Rabul

SR NO.	DATE & TIME -10AM TO 1PM	NAME OF TOPIC
14	1 JULY	EN 2.4 Demonstrate the correct technique of performance and interpret tuning fork tests
15	4 JULY	EN 2.8 Demonstrate the correct technique to perform and interpret pure tone audiogram & impedance audiogram
16	5 JULY	EN 4.16 Observe and describe the indications for and steps involved in the performance of pure tone audiometry
17	6 JULY	EN4.17 Enumerate the indications and interpret the results of an audiogram
18	7 JULY	EN 2.9 Choose correctly and interpret radiological, microbiological & histological investigations relevant to the ENT disorders
19	8 JULY	PE 28.17 Interpret X-ray of the paranasal sinuses and mastoid; and /or use written report in case of management. Interpret CXR in foreign body aspiration and lower respiratory tract infection, understand the significance of thymic shadow in paediatric chest X- rays .
20	8 JULY	EN 2.11 Describe and identify by clinical examination malignant & pre-malignant ENT diseases.

21 JULY TO 20 AUGUST

SR NO.	DATE & TIME -10AM TO 1PM	NAME OF TOPIC
1	11 JULY	EN 2.1 Elicit document and present an appropriate history in a patient presenting with an ENT complaint .
2	12 JULY	EN 2.2 Demonstrate the correct use of a headlamp in the examination of the ear, nose and throat.
3	13 JULY	EN 2.4 Demonstrate the correct technique of performance and interpret tuning fork tests
4	14 JULY	EN 2.5 Demonstrate the correct technique of examination of the nose & paranasal sinuses including the use of nasal speculum
5	15 JULY	PE 28.12 Perform examination of the nose
6	18 JULY	Examination of Oral cavity, Throat and larynx
7	19 JULY	EN 2.6 Demonstrate the correct technique of examining the throat including the use of a tongue depressor
8	20 JULY	PE 28.11 Perform throat examination using tongue depressor

Handwritten signature

SR NO.	DATE & TIME -10AM TO 1PM	NAME OF TOPIC
9	21 JULY	EN 2.7 Demonstrate the correct technique of examination of neck including elicitation of laryngeal crepitus
10	22 JULY	EN 2.14 Demonstrate the correct technique to instilling topical medications into the ear, nose and throat in a simulated environment
11	25 JULY	EN 2.3 Demonstrate the correct technique of examination of the ear including Otoscopy
12	26 JULY	PE 28.10 Perform otoscopic examination of the ear
13	27 JULY	EN 4.4 Demonstrate the correct technique to hold visualize and assess the mobility of the tympanic membrane and its mobility and interpret and diagrammatically represent the findings
14	28 JULY	EN 2.4 Demonstrate the correct technique of performance and interpret tuning fork tests
15	29 JULY	EN 2.8 Demonstrate the correct technique to perform and interpret pure tone audiogram & impedance audiogram
16	1 AUGUST	EN 4.16 Observe and describe the indications for and steps involved in the performance of pure tone audiometry
17	2 AUGUST	EN4.17 Enumerate the indications and interpret the results of an audiogram
18	3 AUGUST	EN 2.9 Choose correctly and interpret radiological, microbiological & histological investigations relevant to the ENT disorders
19	4 AUGUST	PE 28.17 Interpret X-ray of the paranasal sinuses and mastoid; and /or use written report in case of management. Interpret CXR in foreign body aspiration and lower respiratory tract infection, understand the significance of thymic shadow in paediatric chest X- rays .
20	5 AUGUST	EN 2.11 Describe and identify by clinical examination malignant & pre-malignant ENT diseases.

Labak